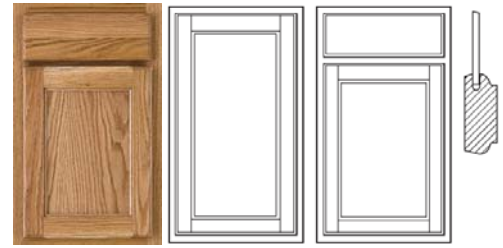


**LAUREL-OAK-SQUARE-NATURAL**  
(Formerly known as Summerfield)

- Square Doors
- 3/16" Veneer Recessed Panel in 3/4" Hardwood Frame
- Mortise and Tenon Joints
- 1/2" Traditional Overlay
- 3/4" Solid Hardwood Profiled Drawer Front
- Back Bevel Profile
- Hinge: CH - Concealed
- Construction: LE - Laminated Ends
- Drawer: LD - Laminated Drawer



**DISCONTINUED STOCK - CALL FOR PRICES**

|  | PART #     | QTY* |                        | PART #       | QTY* |                        | PART #           | QTY* |
|--|------------|------|------------------------|--------------|------|------------------------|------------------|------|
|  | MA- BWB18  | 1    |                        | ME- BC4245   | 4    | <br>2 drawer not shown | MV- UCD2721      | 1    |
|  |            |      |                        | ME- BC4548   | 1    |                        | MV- VSD36        | 1    |
|  | MA- B12    | 2    |                        | MF- MW2736   | 1    |                        | MV- VBB42        | 2    |
|  | MA- B15    | 4    |                        |              |      |                        | MV- VSB24        | 2    |
|  | MA- B21    | 2    |                        |              |      |                        | MV- VSB36        | 2    |
|  | MA- B27    | 2    | <br>24" deep not shown | MF- U188412  | 1    | Decorative End Panel   | MZ- BDOP         | 4    |
|  |            |      |                        | MF- U188424  | 1    |                        | MZ- WDOP         | 2    |
|  | MA- B30    | 1    |                        | MF- U308424B | 1    | Molding +              | OAK-NAT BATTEN8  | 5    |
|  | MA- B33    | 1    |                        |              |      |                        | OAK-NAT LBATTEN8 | 1    |
|  | MA- B36    | 2    |                        |              |      |                        | OAK-NAT DL       | 2    |
|  | MA- B39    | 3    |                        |              |      |                        | OAK-NAT DWEP3    | 1    |
|  | MA- B30BS2 | 2    |                        | M5- W3012    | 1    | End Panel +            | OAK-NAT LTEP     | 1    |
|  |            |      |                        |              |      |                        | M4- W3015        | 1    |
|  | MA- B9WTD  | 1    |                        | M4- W3315    | 1    | Toe Kick Overlay +     | OAK-NAT WTEP96   | 1    |
|  |            |      |                        |              |      |                        | M3- W3018        | 4    |
|  | MC- SB30   | 2    |                        | M2- W3624    | 1    | Panel +                | OAK-NAT WTO4.5   | 16   |
|  |            |      |                        |              |      |                        | MC- SB33         | 2    |
|  | MD- SF27   | 1    |                        | M2- W4224    | 1    | Valance-Scalloped      | OAK-NAT W9648BP  | 1    |
|  |            |      |                        |              |      |                        | MD- SF27         | 1    |
|  | MA- B30BS2 | 2    |                        | M2- W4824    | 1    | Filler                 | OAK-NAT V486     | 2    |
|  |            |      |                        |              |      |                        | M2- W3027        | 2    |
|  | MA- B9WTD  | 1    |                        | M2- W3627    | 2    | Sliding Tray           | OAK-NAT UF3      | 10   |
|  |            |      |                        |              |      |                        | M1- W1530        | 2    |
|  | MC- SB30   | 2    |                        | M1- W2730    | 2    | KIT (4) →              | OAK-NAT BFC3     | 1    |
|  |            |      |                        |              |      |                        | M1- W3030        | 1    |
|  | MC- SB33   | 2    |                        | M8- W2436    | 1    | Shelf KIT (4)          | W- LST21         | 9    |
|  |            |      |                        |              |      |                        | M8- W3036B       | 1    |
|  | MD- SF27   | 1    |                        | M7- W3642    | 1    | KIT (4) →              | W- LST30FW       | 1    |
|  |            |      |                        |              |      |                        | M3- RW2418       | 1    |
|  | MC- SB30   | 2    |                        | M2- W362424  | 1    | Shelf KIT (4)          | W- LST36FW       | 9    |
|  |            |      |                        |              |      |                        | MC- SB33         | 2    |
|  | MD- SF27   | 1    |                        | M2- RW3327   | 1    | KIT (4) →              | W- WUST18        | 3    |
|  |            |      |                        |              |      |                        | MD- SF27         | 1    |
|  | MD- SF27   | 1    |                        | M6- WC4230B  | 1    | Shelf KIT (4)          | W- USK1812       | 1    |
|  |            |      |                        |              |      |                        | MD- SF27         | 1    |
|  | MD- SF27   | 1    |                        | MY- 3330MD   | 1    | KIT (4) →              | W- USK1824       | 1    |
|  |            |      |                        |              |      |                        | MD- SF27         | 1    |
|  | MD- SF27   | 1    |                        | MY- 3630DF   | 1    | KIT (4) →              | W- USK3612       | 1    |
|  |            |      |                        |              |      |                        | MD- SF27         | 1    |

+ See below for type of material

L - laminate

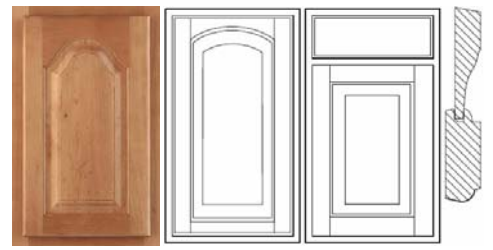
W = wood/veneer

\* Availability subject to change without notice. Please contact our office to check current stock.

ALL ITEMS ACCEPTED "AS IS" AND CANNOT BE RETURNED OR EXCHANGED.

**HERITAGE-MAPLE-ARCH-CARAMEL**  
 (Formerly known as Stratton)

- Arch Wall and Square Base Doors
- 9/16" Solid Raised Center Panel in - Hardwood Frame
- 1/2" Traditional Overlay
- 3/4" Solid Hardwood Profiled Drawer Front
- Hinge: CH - Concealed
- Construction: LE - Laminated Ends
- Drawer: LD - Laminated Drawer



**DISCONTINUED STOCK - CALL FOR PRICES**

| PART #      |              | QTY* | PART # |            | QTY*        | PART #       |                      | QTY*       |           |               |                    |              |           |            |               |   |              |   |            |
|-------------|--------------|------|--------|------------|-------------|--------------|----------------------|------------|-----------|---------------|--------------------|--------------|-----------|------------|---------------|---|--------------|---|------------|
|             | KA- B24      | 1    |        | K3- W3018  | 2           |              | KV- VBB48            | 1          |           |               |                    |              |           |            |               |   |              |   |            |
|             | KA- B27      | 2    |        | K3- W3318  | 1           |              | Decorative End Panel | KZ- WDOP30 | 2         |               |                    |              |           |            |               |   |              |   |            |
|             | KC- SB48     | 1    |        |            | K2- W3024   |              |                      | 1          | Molding + | KZ- LBATTEN8  | 2                  |              |           |            |               |   |              |   |            |
|             |              |      |        |            | K2- W3924   |              |                      | 1          |           | KZ- LCOVE8    | 6                  |              |           |            |               |   |              |   |            |
|             | KE- BC36SPN  | 3    |        |            | K2- W3027   |              |                      | 1          |           | End Panel +   | KZ- ISCB           | 1            |           |            |               |   |              |   |            |
|             |              |      |        |            | K1- W930L   |              |                      | 1          |           |               | KZ- LOSC8          | 2            |           |            |               |   |              |   |            |
|             | KE- BER33    | 1    |        |            | K1- W1830L  |              |                      | 1          |           |               | Toe Kick Overlay + | KZ- LSCRBEB8 | 6         |            |               |   |              |   |            |
|             |              |      |        |            | K1- W2130L  |              |                      | 1          |           |               |                    | KZ- SCRIBEB8 | 11        |            |               |   |              |   |            |
|             | KE- BER36    | 1    |        |            | K1- W2130R  |              |                      | 2          |           |               |                    | Sliding Tray | KZ- ROPE  | 1          |               |   |              |   |            |
|             |              |      |        |            | K1- W3330   |              |                      | 1          |           |               |                    |              | KZ- DM    | 5          |               |   |              |   |            |
|             | KE- BC3639   | 1    |        |            | K2- W362124 |              |                      | 1          |           |               |                    |              | KIT (4) → | KZ- GR     | 1             |   |              |   |            |
|             |              |      |        |            | KE- BC4245  |              |                      | 3          |           |               |                    |              |           |            | KY- CD2442MDL | 1 | KZ- SOFFIT B | 1 |            |
|             |              |      |        |            |             |              |                      |            |           |               |                    |              |           |            |               |   | KE- BC4548   | 1 |            |
| KE- BC4851  | 1            |      |        |            | KY- 3018WR  |              |                      | 1          |           |               |                    |              |           | KZ- LBEP   | 4             |   |              |   |            |
|             |              |      |        |            |             |              |                      |            |           |               |                    |              |           |            | KF- UB2196L   | 1 |              |   | KZ- 3018WR |
| KF- UB2196R | 1            |      |        | KZ- LWEP30 | 1           | KZ- WWEP30   |                      | 5          |           |               |                    |              |           |            |               |   |              |   |            |
|             |              |      |        |            |             | KF- U248424B | 1                    |            |           |               |                    |              |           |            |               |   |              |   |            |
|             | KF- UB2196L  | 1    |        |            | KZ- LWEP42  |              |                      |            | 2         |               |                    |              |           |            |               |   |              |   |            |
|             |              |      |        |            |             | KF- UB2196R  | 1                    |            |           |               |                    |              |           | KZ- WWEP42 | 5             |   |              |   |            |
|             | KF- U248424B | 1    |        |            |             |              |                      |            |           | KZ- LTPB4     |                    |              |           | 1          |               |   |              |   |            |
|             |              |      |        |            |             | KF- U248424B | 1                    |            |           | KZ- SP2496    |                    |              |           | 1          |               |   |              |   |            |
|             | KF- U248424B | 1    |        |            |             |              |                      |            |           | KZ- WREP1.596 | 2                  |              |           |            |               |   |              |   |            |
|             |              |      |        |            |             | KF- U248424B | 1                    |            |           | KZ- WTO4.5    | 1                  |              |           |            |               |   |              |   |            |
|             | KF- U248424B | 1    |        |            |             |              |                      |            |           | W- LST15      | 3                  |              |           |            |               |   |              |   |            |
|             |              |      |        |            |             | KF- U248424B | 1                    |            |           | W- LST21      | 9                  |              |           |            |               |   |              |   |            |
|             | KF- U248424B | 1    |        |            |             |              |                      |            |           | W- LST24      | 5                  |              |           |            |               |   |              |   |            |
|             |              |      |        |            |             | KF- U248424B | 1                    |            |           | W- LST30FW    | 1                  |              |           |            |               |   |              |   |            |
|             | KF- U248424B | 1    |        |            |             |              |                      |            |           | W- LST33FW    | 1                  |              |           |            |               |   |              |   |            |
|             |              |      |        |            |             | KF- U248424B | 1                    |            |           | W- LST36FW    | 9                  |              |           |            |               |   |              |   |            |
|             | KF- U248424B | 1    |        |            |             |              |                      |            |           | W- WST12      | 4                  |              |           |            |               |   |              |   |            |
|             |              |      |        |            |             | KF- U248424B | 1                    |            |           | W- WUST18     | 3                  |              |           |            |               |   |              |   |            |
|             | KF- U248424B | 1    |        |            |             |              |                      |            |           | W- USK1512    | 1                  |              |           |            |               |   |              |   |            |
|             |              |      |        |            |             | KF- U248424B | 1                    |            |           | W- USK1812    | 1                  |              |           |            |               |   |              |   |            |
|             | KF- U248424B | 1    |        |            |             |              |                      |            |           | W- USK1821    | 1                  |              |           |            |               |   |              |   |            |
|             |              |      |        |            |             | KF- U248424B | 1                    |            |           | W- USK1824    | 1                  |              |           |            |               |   |              |   |            |
|             | KF- U248424B | 1    |        |            |             |              |                      |            |           | W- USK2412    | 2                  |              |           |            |               |   |              |   |            |
|             |              |      |        |            |             | KF- U248424B | 1                    |            |           | W- USK3612    | 1                  |              |           |            |               |   |              |   |            |

+ See below for type of material

L - laminate

W = wood/veneer

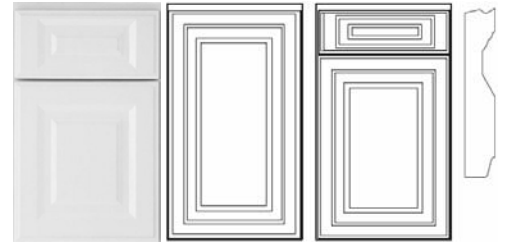
\* Availability subject to change without notice. Please contact our office to check current stock.

ALL ITEMS ACCEPTED "AS IS" AND CANNOT BE RETURNED OR EXCHANGED.

HARBOR COURT-THERMOFOIL  
 SQUARE-WHITE-CF

- Square Doors
- 3/4" Medium Density Fiberboard
- Color Matched, Laminated Melamine Back
- Modified Full Overlay
- Construction: LE – Laminate Ends
- Drawer: LD – Laminate Drawer
- Drawer Front: CF – Classic Furniture

Note: A 1 1/2" clearance is recommended between any thermofoil surface and any heat source. Additional protection is added by utilizing oven heat shields. (Supplied by others)



**DISCONTINUED STOCK - CALL FOR PRICES**

|  | PART # |          | QTY* |
|--|--------|----------|------|
|  | NA-    | B24FH    | 1    |
|  | NA-    | B36FWS2  | 2    |
|  | NB-    | BD30D    | 1    |
|  | NB-    | BD36D    | 1    |
|  | NF-    | UB2484   | 1    |
|  | NF-    | U248412B | 1    |
|  | NF-    | U249612B | 1    |

12" deep not shown

|  | PART # |         | QTY* |
|--|--------|---------|------|
|  | N5-    | W3012   | 1    |
|  | N5-    | W3912   | 1    |
|  | N4-    | W3315   | 1    |
|  | N3-    | W3618   | 1    |
|  | N3-    | W4218   | 1    |
|  | N2-    | W3924   | 1    |
|  | N2-    | W4224   | 1    |
|  | N7-    | W3642   | 1    |
|  | N4-    | RW3615  | 1    |
|  | N2-    | RW3321  | 1    |
|  | N6-    | CD2430S | 1    |
|  | N6-    | C2442   | 1    |
|  | N6-    | C2736   | 1    |
|  | NY-    | AEW42MD | 1    |
|  | NY-    | 2436MD  | 1    |
|  | NZ-    | 4218WR  | 1    |

|                      | PART # |          | QTY* |
|----------------------|--------|----------|------|
|                      | NV-    | VSD27    | 1    |
| Decorative End Panel | NZ-    | BDOP     | 1    |
|                      | NZ-    | WDOP36   | 1    |
|                      | NZ-    | TDOP2484 | 1    |
| Molding              | NZ-    | VDOP     | 1    |
|                      | NZ-    | BATTEN8  | 1    |
|                      | NZ-    | CCROWN   | 2    |
|                      | NZ-    | LSCRIBE8 | 1    |
| Decorative DW Panel  | NZ-    | SOFFIT A | 1    |
|                      | NZ-    | DDWP     | 1    |
| End Panel            | NZ-    | SE24     | 2    |
|                      | NZ-    | LSP2496  | 1    |
| Valance-Straight     | NZ-    | V484     | 1    |
| Filler               | NZ-    | F327     | 1    |
|                      | NZ-    | F336     | 1    |
|                      | NZ-    | F342     | 2    |
|                      | NZ-    | F396     | 1    |

\* Availability subject to change without notice. Please contact our office to check current stock.